

# FIRE SIGNS

**FB 1**



Location of Fire Fighting Equipment

**FB 2**



Fire Extinguisher

**FB 3**



Fire Hose

**FB 4**



Fire Hydrant

**FB 5**



Fire Alarm

**FB 6**



Sprinkler Stop Valve

**FB 7**



Fire Telephone

**FB 8**



Fire Pump Connection

**FB 9**




Fire Blankets

**FB 10**




Fire Marshal

**FB 11**



CANCELLED

**FB 12**



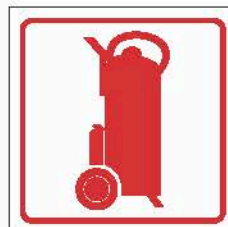
CANCELLED

**FB 13**



Hand Held Emergency Alarm

**FB 14**



Fire Trolley

**FC 1**



Smoking Prohibited

**FC 2**



Fire & Open Lights Prohibited

**FC 3**



Hydrogen

**FC 4**



Fire Control Area

**FS 5**



Fire Assembly Point

**FC 6**




Flammable Liquids No Smoking

**FC 9**



Fire Escape

**FC 8**



10111 Emergency

**FC 9**



Emergency Alarm

**FC 10**



Emergency Exit

**All Signs in this Catalogue are also available in ANY other Languages!**  
**Due to regional Language Differences,**  
**Customers are requested to supply us with the appropriate Translation.**

# FIRE SIGNS (cont.)

FC 11



Location of  
Fire Extinguisher

FC 12



Location of  
Fire Extinguisher

FC 13




Location of  
Fire Hose

FC 14



Location of  
Fire Hose

FC 15



Location of  
Fire Hydrant

FC 16



Location of  
Fire Alarm

FC 17



Location of  
Fire Alarm

FC 18



Location of  
Fire Escape

FC 19



Location of  
Fire Escape

FC 20



Location of  
Fire Hydrant

FC 21



Fire Extinguisher  
Board

FC 22



Open Flames  
Prohibited

FC 23



Fire Chevron

FC 24



Emergency  
Telephone List

FC 25



Fire Alarm  
Direction

FC 26



Do Not Make Use of the Lift  
In the Event of Fire

FC 27



Save It  
For A Real Emergency

FC 28



Be Alert  
it might be a Bomb

FC 29



Wees Waaksaam  
It may be a Bom

FC 30



No Unauthorized Entry  
Flammable Liquids

FC 31



Emergency Alarm

FC 32



Emergency Exit

**ALL SAFETY SIGNS** can be ordered in various **Standard and Custom Sizes** as required.  
**ALL SAFETY SIGNS** can be printed **directly** onto the following materials:  
**Paper, Vinyl, Kiss-Cut Vinyl, ABS, Chromadek, etc.,**  
and then cut to any shape and/or size as required.

# FIRE SIGNS (cont.)

FC 11



Exit Left

FC 12



Exit Right

FC 13

Exit Direction  
Ahead/Down/Back

FC 14

Exit Direction  
Up / Forward

FC 15



Exit

Location of  
Fire Hydrant

FC 17

FC 35

## FIRE NOTICE

IN CASE OF FIRE USE THE FIRE APPLIANCE PROVIDED.  
IF FIRE IS OUT OF CONTROL NOTIFY NEAREST OFFICIAL  
AND THE MAIN TELEPHONE EXCHANGE IMMEDIATELY.  
ALL CASES OF FIRE MUST BE REPORTED.

## BRANDKENNISGEWING

INGEVAL VAN BRAND GEBRUIK DIE BRANDAPPARAAT  
DAARVOOR VOORSIEN. AS DIE BRAND BUITE BEHEER  
IS, STEL DIE NAASTE AMPTENAAR EN DIE HOOF  
TELEFOONSENTRALE DADELIK DAARVAN IN KENNIS.  
ALLE GEVALLE VAN BRAND MOET GERAPPORTEER WORD.

FC 33

## PROCEDURE IN CASE OF FIRE

### No.1 ONLY APPLIES TO OPERATING STAFF

IMMEDIATELY NOTIFY THE SHIFT ELECTRICIAN. THE  
RESPONSIBLE PERSON (FOREMAN OR SHIFT ELECTRICIAN)  
MUST SATISFY HIMSELF THAT THE POWER HAS BEEN  
CUT OFF AND THEN IMMEDIATELY PUT INTO USE THE  
CO FIRE EXTINGUISHERS

### WATER MUST NEVER BE USED

SHOULD ONE EXTINGUISHER NOT QUENCH THE FIRE  
COMPLETELY, OTHERS MUST BE TAKEN FROM THE OTHER  
SUB-STATION. THE POWER MUST NOT BE PUT ON UNTIL  
AUTHORITY TO DO SO HAS BEEN GIVEN BY THE FOREMAN  
ELECTRICIAN

## PROSEDURE IN GEVALLE VAN BRAND

### No.1 SLEGS IN BEDRYFSPERSONEEL VAN TOEPASSING

STEL DIE SKOFELEKTRISIEN ONMIDDELIK IN KENNIS. DIE  
VERANTWOORDELIKE PERSOON (VOORMAN OF SKOF-  
ELEKTRISIEN) MOET HOMSELF OORTUIG DAT DIE KRAG  
AFGESKAKEL IS. DAARNA MOET HY DIE CO BRAND-  
BLUSSERS ONMIDDELIK GEBRUIK.

### WATER MOET NOOIT GEBRUIK WORD NIE

AS EEN BLUSSER DIE BRAND NIE HEELTEMAL SMOOR NIE,  
MOET ANDER VAN DIE ANDER SUBSTASIES GENEEM WORD.  
DIE KRAG MOET NIE WEER AANGESKAKEL WORD VOORDAT  
MAGTING OM DIT TE DOEN DEUR DIE VOORMAN ELEKTRISIEN  
GEGEE IS NIE.

Procedure In Case of Fire

FC 34

## FIRE NOTICE

IN CASE OF FIRE USE THE  
FIRE APPLIANCE PROVIDED.  
IF FIRE IS OUT OF CONTROL,  
NOTIFY NEAREST OFFICIAL  
AND THE MAIN TELEPHONE  
EXCHANGE IMMEDIATELY.

ALL CASES OF FIRE MUST  
BE REPORTED

BRANDKENNISGEWING  
INGEVAL VAN VUUR GEBRUIK DIE  
BRANDAPPARAAT DAARVOOR  
VOORSIEN. AS DIE VUUR BUITE  
BEHEER IS STEL DIE NAASTE  
AMPTENAAR EN DIE HOOF  
TELEFOONSENTRALE  
DADELIK DAARVAN IN KENNIS.

ALLE GEVALLE VAN VUUR MOET  
GERAPPORTEER WORD

Fire Notice

MONTHLY INSPECTION		
CHECK	MONTH	SIGN
1. Accessibility	JAN	
	FEB	
2. Location Markings	MAR	
	APR	
3. Demarcation	MAY	
	JUNE	
4. Seals	JUL	
	AUG	
5. Nozzle (Clean)	SEP	
	OCT	
6. Hose (Cracks)	NOV	
	DEC	
7. Pressure Gauge		
8. Cylinder Condition		
9. Condition of Bracket		

All Signs in this Catalogue are also available in ANY other Languages!  
Due to regional Language Differences,  
Customers are requested to supply us with the appropriate Translation.

# GENERAL INFORMATION

GA 1




First Aid  
Equipment

GA 2



General Direction

GA 2.1



General Direction  
2

GA 3



Direction to  
Escape Route (Left)

GA 4



Direction to  
Escape Route (Right)

GA 5



Manned  
First Aid Station

GA 6



Drinking Water

GA 7



Blasting Point

GA 8



Travelling Way

GA 9



Refuelling Point

GA 10



Ladies Toilet

GA 11



Gents Toilet

GA 12



Refuge Chamber

GA 13



Telephone

GA 14



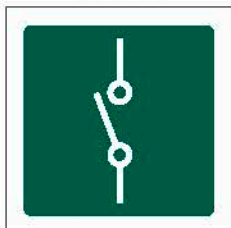
Waiting Place

GA 15



Emergency  
Telephone

GA 16



Electric Isolator  
Switch

GA 17



Stairs Going  
Down

GA 18



Stairs Going  
Up

GA 19



Eye Wash

GA 20



Safety Shower

GA 21



Location of  
Bomb Bag

GA 22



Allocated To or  
Accessible to Wheelchair

GA 23



Cancelled

GA 24



Breathing  
Apparatus

**All Signs in this Catalogue are also available in ANY other Languages!**  
**Due to regional Language Differences,**  
**Customers are requested to supply us with the appropriate Translation.**

## General Information (cont.)

**GA 25**



Shelter in Place

**GA 26**




Emergency Assembly Point

**GA 27**



Tap for Washing Hands

**GA 28**



Helicopter Pad

**GA 29**



Emergency Stop

**GA 30**



Life Buoy

**CGA 1**



First Aid Contact Telephone

**CGA 2**



Sickbay

**CGA 3**



First Aid Stretcher Available

**CGA 4**



First Aid Dressing Room

**CGA 5**



First Aid Controller

**CGA 6**



Information

**CGA 7**



Parking Area

**CGA 8**



Assembly Area

**CGA 9**



Benches

**CGA 10**



Smoking Area

**CGA 11**



Hand Wash

**CGA 12**



Boot Wash

**CGA 13**



Environment Friendly Area

**CGA 14**



Breising Area

**CGA 15**



Tools Area

**ALL SAFETY SIGNS** can be ordered in various **Standard and Custom Sizes** as required.

**ALL SAFETY SIGNS** can be printed **directly** onto the following materials:

**Paper, Vinyl, Kiss-Cut Vinyl, ABS, Chromadek, etc.,**  
and then cut to any shape and/or size as required.

## General Information (cont.)

CGA 16



Safe Walkway

CGA 17



Wear your Safety Belt

CGA 18



Motorcycles

CGA 19



Restaurant

CGA 20



Coffee Shop

CGA 21



Refreshments

CGA 22



Caravan Park

CGA 23



Camping Area

CGA 24



Eating Area

CGA 25



Picnic Area

CGA 26



Housing Area

CGA 27



Cooking Area

CGA 28



Laundry Area

CGA 29

Laundry and  
Ironing Area

CGA 30

Washing Line and  
Ironing Area

CGA 31



Entrance Left

CGA 32



Entrance Right

CGA 33



Exit Left

CGA 34



Exit Right

CGA 35



Keep Closed

CGA 36



Reception &amp; Offices Direction

CGA 37



Visitors Parking

CGA 38

No Private Vehicles  
Beyond This Point

CGA 39



Delivery Time

**All Signs in this Catalogue are also available in ANY other Languages!**  
**Due to regional Language Differences,**  
**Customers are requested to supply us with the appropriate Translation.**

# MANDATORY

C

**MV 1**



Eye Protection  
Shall be Worn

**MV 2**



Respiratory Protection  
Shall be Worn

**MV 3**



Head Protection  
Shall be Worn

**MV 4**



Hearing Protection  
Shall be Worn

**MV 5**



Hand Protection  
Shall be Worn

**MV 6**



Foot and Leg Protection  
Shall be Worn

**MV 7**



Foot Protection  
Shall be Worn

**MV 8**



Lifelines  
Shall be Worn

**MV 9**



Apron  
Shall be Worn

**MV 10**



Face Protection  
Shall be Worn

**MV 11**



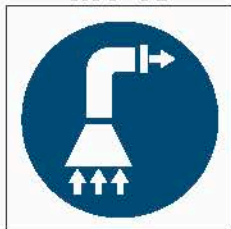
Air-Supplied Hood  
Shall be Worn

**MV 12**



Dusk Mask  
Shall be Worn

**MV 13**



Air Extraction  
Shall be Used

**MV 14**



Keep Area  
Clean

**MV 15**



Screening  
Shall be Used

**MV 16**



Safety Cage  
Shall be Used

**MV 17**




Carbon Monoxide  
Gas Monitor

**MV 18**



Full Body Harness and  
Lifelines Shall be Worn

**MV 19**



Hearing Protection  
Shall be Worn

**MV 20**



Overalls  
Shall be Worn

**MV 21**



Lab Coats  
Shall be Worn

**MV 22**



Foot Spats  
Shall be Worn

**MV 23**



Full Welding Gear  
Shall be Worn

**MV 24**



Thermal Suit  
Shall be Worn

**MV 25**




Reflective Jacket  
Shall be Worn

**All Signs in this Catalogue are also available in ANY other Languages!**  
Due to regional Language Differences,  
Customers are requested to supply us with the appropriate Translation.

# Mandatory (cont.)

**MV 26**



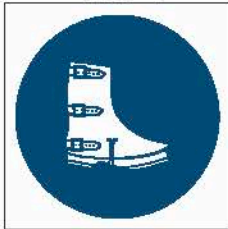
Hair Nets  
Shall be Worn

**MV 27**



Conductive Shoes  
Shall be Worn

**CMV 1**



Safety Boot Covers  
Shall be Worn

**CMV 2**



Ear Protection  
Shall be Worn

**CMV 3**



**Safety Hat  
Area**

Safety Hat Area

**CMV 4**



**YOU ARE NOW ENTERING  
A NOISE ZONE!**

Noise Zone Area

**CMV 5**



**85dB  
EAR PROTECTION  
COMPULSORY**

Ear Protection  
Compulsory

**CMV 6**



**PROTECTIVE  
CLOTHING**  
OVERALL  
BOOTS  
FACE SHIELD  
GLOVES  
APRON

Protective Clothing Listed  
Shall be Worn

**CMV 7**



**PROTECTIVE  
CLOTHING**  
OVERALL  
BOOTS  
GOGGLES  
GLOVES  
APRON

Protective Clothing Listed  
Shall be Worn

**CMV 8**



**WARNING  
PROTECTIVE  
CLOTHING  
MUST  
BE WORN**

Protective Clothing  
Must be Worn

**CMV 9**



**NOTICE  
SAFETY HARNESS  
MUST BE WORN**

Safety Harness  
Shall be Worn

**CMV 10**



**PLEASE  
WASH YOUR HANDS**

Please Wash  
Your Hands

**ALL SAFETY SIGNS** can be ordered in various **Standard** and **Custom Sizes** as required.  
**ALL SAFETY SIGNS** can be printed **directly** onto the following materials:  
**Paper, Vinyl, Kiss-Cut Vinyl, ABS, Chromadek, etc.,**  
 and then cut to any shape and/or size as required.

# PROHIBITIVE SIGNS

D

PV 1



Smoking Prohibited

PV 2



Fire and Open Flames Prohibited

PV 3



Throughfare for Pedestrians Prohibited

PV 4




Water Prohibited as Extinguishing Agent

PV 5



Drinking of This Water is Prohibited

PV 6



Proceeding Beyond This Point Prohibited

PV 7



Cycling Prohibited

PV 8



Lifelines Shall be Worn

PV 9



Hand Trolleys Prohibited

PV 10



Fork-Lifts Prohibited Beyond This Point

PV 11



Use of Compressed Air to Dust Body Prohibited

PV 12



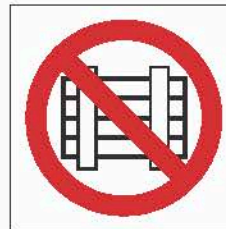
Loose Clothing, Ties, Jewellery & Unconfined Long Hair Prohibited

PV 13



Dumping Prohibited

PV 14



No Stacking, Do Not Obstruct

PV 15



No Entry for Heavy Vehicles

PV 16



No Entry For Vehicles

PV 17



Locomotives Prohibited Beyond This Point

PV 18



Wearing of Safety Helmets Prohibited

PV 19



Carrying of Fire-Arms Prohibited

PV 20



Dogs Prohibited

PV 21



Cameras Prohibited

PV 22



Alcohol Prohibited

PV 23



Littering Prohibited

PV 24



Swimming Prohibited

PV 25



Fishing Prohibited

All Signs in this Catalogue are also available in ANY other Languages!  
Due to regional Language Differences,  
Customers are requested to supply us with the appropriate Translation.

## Prohibitive Signs (cont.)

PV 26



Lighters and Open  
Flames Prohibited

PV 27



Cellphone  
Prohibited

PV 28



Drain Pollution  
Prohibited

PV 29



Lifting on Forklifts  
Prohibited

PV 30



Lifting on Trolleys  
Prohibited

PV 31



Handbags  
Prohibited

PV 32



Drilling  
Prohibited

PV 33



Grinding  
Prohibited

PV 34



Drugs  
Prohibited

PV 35



Do Not Clean or Oil  
While in Motion

PV 36



Loud Music  
Prohibited

PV 37



Roller Skates  
Prohibited

PV 38



Hard Hats  
Prohibited

CPV 1



Trading  
Prohibited

CPV 2



Fishing  
Prohibited

CPV 3



Safety Shoes  
Prohibited

CPV 4



Do Not Switch  
On

CPV 5



Open Fires  
Prohibited

CPV 6



Motorcycles  
Prohibited

CPV 7



Dogs  
Prohibited

CPV 8



Helmets  
Prohibited

CPV 9



Motorcycles  
Prohibited

CPV 10



Radio  
Prohibited

**ALL SAFETY SIGNS** can be ordered in various **Standard and Custom Sizes** as required.  
**ALL SAFETY SIGNS** can be printed **directly** onto the following materials:  
**Paper, Vinyl, Kiss-Cut Vinyl, ABS, Chromadek, etc.,**  
 and then cut to any shape and/or size as required.

## Prohibitive Signs (cont.)

**CPV 11**



**Diving  
Prohibited**

**CPV 12**



**Swimming  
Prohibited**

**CPV 13**



**Hand Weapons  
Prohibited**

**CPV 14**



**Rock Climbing  
Prohibited**

**CPV 15**



**Exploring  
Prohibited**

**CPV 16**



**Forklifts  
Prohibited**

**All Signs in this Catalogue are also available in ANY other Languages!  
Due to regional Language Differences,  
Customers are requested to supply us with the appropriate Translation.**

# WARNING SIGNS

**WW 1**



General Warning of Hazard

**WW 2**



Warning of Fire

**WW 3**



Warning of Explosion

**WW 4**



Warning of Corrosion

**WW 5**



Warning of Poisonous Substances

**WW 6**



Warning of Ionizing Radiation

**WW 7**



Warning of Electrical Shock

**WW 8**



Warning of Suspended Loads

**WW 9**



Warning of Methane

**WW 10**



Warning of Fragile Roof

**WW 11**



Warning of Biological Hazard

**WW 12**



Warning of Laser Hazard

**WW 13**



Warning of Asbestos

**WW 14**



Warning Workers Overhead

**WW 15**



Warning of Carbon Dioxide Hazard

**WW 16**



Warning of Hazard for Slippery Walking Surface

**WW 17**



Warning of Hazard for Moving Machinery

**WW 18**



Warning Hazard for Cold Burns

**WW 19**



Warning of Dangerous Dogs

**WW 20**



Warning of Forklifts

**WW 21**



Beware of Material Falling from Moving Conveyor Belt

**WW 22**



Beware of Slippery Steps

**WW 23**



Beware of Exposed Live High-Voltage Equipment

**WW 24**



Beware of Swinging Object

**WW 25**



Beware of Confined Gases

**All Signs in this Catalogue are also available in ANY other Languages!**  
**Due to regional Language Differences,**  
**Customers are requested to supply us with the appropriate Translation.**

## Warning Signs (cont.)

**WW 26**



Beware of  
Non-Ionizing Radiation

**WW 27**



Beware of Electromagnetic  
Interference on  
Heart Pacemaker

**WW 28**



Warning of  
Confined Space

**WW 29**



Warning of  
Electric Fencing

**WW 30**



Warning of  
Magnet Crane

**WW 31**



Beware of  
Nail Gun

**WW 32**



Beware of  
Demolition Area

**WW 33**



Warning of  
Tripping Hazards

**WW 34**



Beware of Robot

**WW 35**



Warning of Catwalk

**WW 36**



Mind your Head

**WW 37**



Beware of Pulley

**CWW 1**



Beware of Trucks  
Off-Loading

**CWW 2**



Beware of  
Heavy Vehicles

**CWW 3**



Beware of  
Forklifts

**CWW 4**



Beware of  
Overhead Wires

**CWW 5**



Beware of  
Falling Trees

**CWW 6**



Beware of Strong  
Magnetic Fields

**CWW 7**



Beware of this  
Restricted Area

**CWW 8**



Beware of  
Hot Work in Progress

**CWW 9**



Warning  
Asbestos

**CWW 10**



BEWARE  
Dangerous Floor

**ALL SAFETY SIGNS** can be ordered in various **Standard and Custom Sizes** as required.  
**ALL SAFETY SIGNS** can be printed **directly** onto the following materials:  
**Paper, Vinyl, Kiss-Cut Vinyl, ABS, Chromadek, etc.,**  
 and then cut to any shape and/or size as required.

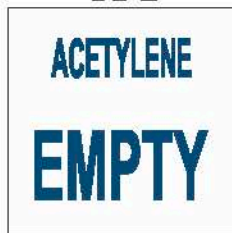
# GAS SIGNS

CG 1



Acetylene Full

CG 2



Acetylene Empty

CG 3



Handigas Full

CG 4



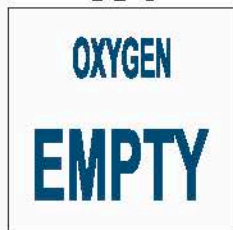
Handigas Empty

CG 5



Oxygen Full

CG 6



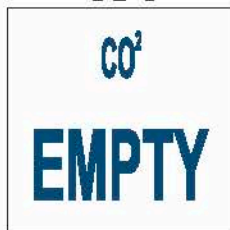
Oxygen Empty

CG 7



CO<sup>2</sup> Full

CG 8



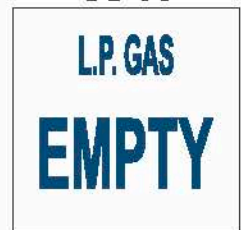
CO<sup>2</sup> Empty

CG 9



L.P. Gas Full

CG 10



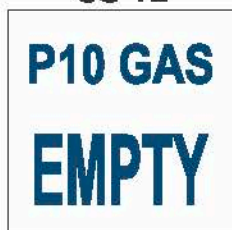
L.P. Gas Empty

CG 11



P10 Full

CG 12




P10 Empty

CG 13



Helium Full

CG 14




Helium Empty

CG 15



Chlorine Full

CG 16



Chlorine Empty

CG 17



Warning  
Methane Gas

CG 18



Keep Cylinders  
Chained

CG 19



Air Out (Right)

CG 20



Air Out (Left)

CG 21



Air In (Left)

CG 22



Air In (Right)

CG 23



Danger Gas

CG 24



Hydrogen  
No Smoking /  
No Open Flame

CG 25



No Smoking/  
No Open Flames

All Signs in this Catalogue are also available in ANY other Languages!  
Due to regional Language Differences,  
Customers are requested to supply us with the appropriate Translation.

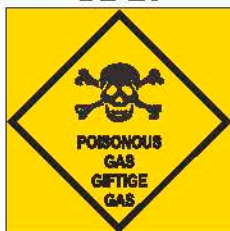
## Gas Signs (cont.)

CG 26



Flammable Gas

CG 27



Poisonous Gas

CG 27



Poisonous Gas

CG 28

### INSTRUCTIONS FOR THE FIRST AID TREATMENT OF CASES OF GASSING

1. Turn on the compressed air and ventilation at once, and keep it on.
2. Do not enter the danger zone alone. Make no attempt at rescue until the foul air has been thoroughly blown out, unless the rescue gang wear oxygen breathing apparatus. No rescue party should consist of less than three.
3. Remove the affected man to the nearest good air at once.
4. Notify a responsible mine official at once.
5. If breathing has ceased, or is irregular
  - (a) PERFORM ARTIFICIAL RESPIRATION as soon as the patient is in good air. Any delay may mean death.
  - (b) ADMINISTER OXYGEN FROM THE CYLINDER IF POSSIBLE.
6. If the patient is unconscious, but breathing regularly, administer oxygen until he comes round, or for at least half an hour before moving him. Do not splash fresh water over him.
7. If the patient is conscious get him up to the surface as soon as possible.
8. All cases of gassing, no matter how slight, must be reported to the Medical Officer. Do not allow a gassed person to walk. Carry him on a stretcher.
9. Remember that gassing symptoms may be very slight at first: irritation of eyes, nose and throat, tight feeling across the chest or headache.

**THESE ARE DANGER SIGNALS**

### VOORSKRIFTE VIR EERSTESHULP-BEHANDELING IN GEVAL VAN GASVERGIFTIGING

1. Draai dadelik die druklug en ventilasie oop, en hou dit oop.
2. Moenie die gevaarsgebied alleen binnegaan nie. Moenie enige reddingspogings aanvaar voordat al die korrupsie lug uitgeblaas het raak, tensy die reddingspersoneel suurstofaasbehalingsapparaat dra. Die reddingspersoneel moet uit minstens drie persone bestaan.
3. Verwyder die pasiënt dadelik na die reënste vers lug.
4. Stel 'n verantwoordelike mynampptenaar dadelik in kennis.
5. Indien asemhaling opgehou het of onreëlmatig is
  - (a) PAS KUNSTMATIGE ASEMHALING TOE sodra die pasiënt in vers lug is. Vertraging kan die dood tot gevolg he.
  - (b) GEE OOR SUURSTOF TOE UIT DIE SILINDER.
6. As die pasiënt bewuseloos is maar reëlmatig asemhaal, doen suurstof toe totdat hy bykom of minstens 'n halfuur lank voordat hy verwyder word. Moet in geen omstandighede water oor hom goot nie.
7. As die pasiënt by sy bewussyn is, bring hom so gou moontlik na die oppervlak.
8. Alle gevalle van gasvergiftiging, hoe gering ook al, moet by die geneesheer aangemeld word. Moenie iemand wat aan gasvergiftiging ly, toelaat om te loop nie. Dre hom op 'n draagbaar.
9. Onthou dat die simptome van gasvergiftiging aanvanklik baie gering mag wees: prikkeling van die oë, neus en keel, 'n gevoel van beklemming in die bors of hoofpyn.

**DIT IS GEVAARTEKENS**

Instructions for the First Aid Treatment of Cases of Gasses

**ALL SAFETY SIGNS** can be ordered in various **Standard and Custom Sizes** as required.  
**ALL SAFETY SIGNS** can be printed **directly** onto the following materials:  
**Paper, Vinyl, Kiss-Cut Vinyl, ABS, Chromadek, etc.,**  
 and then cut to any shape and/or size as required.

# POISON SIGNS

CP 1



Warning  
Poisonous Gas

CP 2



Warning  
Poisonous Gas

CP 3



Warning  
Asbestos

CP 4



Warning  
Dangerous Chemicals

CP 5



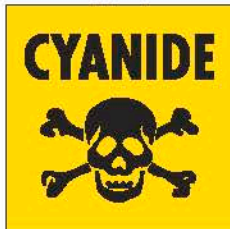
Warning  
Dangerous Chemicals

CP 6



Warning  
Ammonia

CP 7



Warning  
Cyanide Gas

CP 8



Warning  
Toxic Fumes

CP 9



Poisonous Water  
Do Not Drink

CP 10



Danger  
Poisonous Water

CP 11



Warning  
Under Fumigation

CP 13



Do Not Enter  
Poisonous Water

CP 13



Danger / Poisonous Fumigation in Progress

CP 14



Toxic Fumes / Mandatory

All Signs in this Catalogue are also available in ANY other Languages!  
Due to regional Language Differences,  
Customers are requested to supply us with the appropriate Translation.

# CONSTRUCTION SIGNS

CC 1



Beware of  
Welding & Cutting

CC 2



Beware of  
Falling Objects

CC 3



Beware of  
Men Working Overhead

CC 4



My Area of  
Responsibility Starts Here

CC 5



Beware!  
Watch The Step

CC 6



Blasting Area  
No Entry

CC 7



Beware of  
Old Detonators

CC 8



Beware of  
Old Explosives

CC 9



Danger  
No Loose Clothing

CC 10



Warning! No Unauthorised  
Handling of Machinery

CC 11



Emergency  
Telephone List

CC 12



Protective Clothing  
Must be Worn

CC 13



Explosives Magazine & Fences

CC 14



No Admittance

CC 15



EYE PROTECTION  
COMPULSORY

OOGBESKERMING  
VERPLIGTEND

VIKELA MEHLO  
KALO KA NINI

Emergency  
Telephone List

CC 16



Protective Clothing  
Must be Worn

CC 17




Detonators

CC 18



No Parking Infront  
of This Gate

CC 19



Private Property

CC 20



Explosives

CC 21



Private Property

All Signs in this Catalogue are also available in ANY other Languages!  
Due to regional Language Differences,  
Customers are requested to supply us with the appropriate Translation.

H

## Construction Signs (cont.)

CC 25



Scaffolding & Formwork  
Safe to Use

CC 26



Visitors Parking

CC 27



Caution - Hearing  
Protection Needed

CC 28



Productivity

CC 29



3 Point Contact

CC 30



Emergency Telephone

CC 31



Alarm Bell

CC 32



Safety Hat Area

CC 33



Wear Gloves

CC 34



BEWARE  
Dangerouse Floor

CC 30



Dangerous Grounds, Keep Out.

**ALL SAFETY SIGNS** can be ordered in various **Standard** and **Custom Sizes** as required.  
**ALL SAFETY SIGNS** can be printed **directly** onto the following materials:  
**Paper, Vinyl, Kiss-Cut Vinyl, ABS, Chromadek, etc.,**  
 and then cut to any shape and/or size as required.

# Factory & Machinery Signs

## CFM 1

### THE OCCUPATIONAL HEALTH & SAFETY ACT (85 OF 1993)

#### GENERAL MACHINERY REGULATIONS SCHEDULE D

##### NOTICE IN RESPECT OF MACHINERY OTHER THAN A BOILER

1. Every employer or user of machinery is required by law to provide safety equipment in connection with machinery, and it is an offence for any person to fail to use such equipment properly or to interfere with them.
2. No person working in close proximity to moving machinery shall wear any loosely fitting outer clothing, any jewellery or anything which may be caught up in the moving parts of such machinery.
3. Unless an apparatus approved by an inspector is used, no driving belt shall be shipped or unshipped whilst machinery is in motion, except in the case of a light belt which may be shipped on the corner pulley of a machine tool in order to alter the working speed of such tool.
4. Machinery in motion shall not be cleaned, repaired, adjusted or oiled, unless such machinery is cleaned, repaired, adjusted or oiled by a competent person when it is impracticable to stop such machinery.
5. No person other than a competent person shall enter the safeguarded area of machinery in motion, and then only if it is impracticable to stop such machinery.
6. No person under the influence of alcohol or drugs shall enter any premises where machinery is used.
7. Any accident or other incident which threatens or is likely to threaten the safety of employees shall be reported immediately to the employer, or user of machinery.
8. No person supervising machinery and no person operating machinery shall, without the permission of his superior, authorize any other person to do his work.
9. Any person intending to start a machine shall before doing so satisfy himself that no other person is endangered.

Health & Safety Act

## CFM 2

### THE OCCUPATIONAL HEALTH & SAFETY ACT (85 OF 1993)

#### GENERAL MACHINERY REGULATIONS SCHEDULE C

##### NOTICE IN RESPECT OF BOILERS

1. Every employer or user of machinery is required by law to provide safety equipment in connection with machinery, and it is an offence for any person to fail to use such equipment properly or to interfere with them.
2. No boiler shall be worked at a higher pressure than the authorized working pressure.
3. Unless steam is drawn for the operation of the boiler's auxiliary apparatus, no person shall draw steam from the boiler otherwise than through the main steam stop valve.
4. No person shall enter a boiler or its flues, unless it is safe and the steam-stop valve, feed valve, blow-off valve and all other valves or cocks are blanketed off.
5. Portable electric lights used during the cleaning, repair or inspection of a boiler shall not exceed 50V.
6. No person shall cause water to come into contact with hot fire dust or ashes if it threatens or is likely to threaten the safety of employees.
7. Any accident or other incident which threatens or is likely to threaten the safety of employees shall be reported immediately to the employer, or user of machinery.

Health & Safety Act

## CFM 3

### PRODUCTIVITY

Above all, productivity is a state of mind. It is the spirit of progress, of continuous improvement on what exists today. It is the determination to improve on yesterday's performance and to do even better tomorrow. It is the will to improve on the current situation regardless of how good it may seem or how good it may be in fact. It is the sustained effort to apply new techniques and methods. It is faith in progress.

Productivity

## CFM 4

### ALARM BELL



Alarm Bell

## CFM 5

### PROTECTIVE CLOTHING

LEATHER APRON & WOOLLEN TROUSERS & JACKETS  
BOOTS  
LEATHER GLOVES  
FACE MASK  
LEATHER SHOES  
WOOLLEN DUST HOOD

Protective Clothing is Required

## CFM 6



Ear Protection is Required

## CFM 7



Gas Mask is Required

## CFM 8

### TAKE PRIDE



KEEP YOUR MACHINE AND WORK AREA CLEAN

Take Pride

## CFM 9

NO PARKING IN FRONT OF THESE GATES

No Parking

## CFM 10



PLEASE DON'T

Please Don't

## CFM 11



Emergency Telephone

## CFM 12

### CALL BELL



Call Bell

## CFM 13

### DO NOT AIR HOSE CLOTHING



Do not Air Hose Clothing

## CFM 14

SAFETY IS THE STATE OF MIND BY WHICH MEN ARE CONSTANTLY AWARE OF THE POSSIBILITY OF HARM AT ALL TIMES

### AND SAFETY SCHEME HAS FIVE POINTS

1. CHECK THE ENTRANCE TO THE PLACE OF WORK
2. ARE WORKING PLACE AND EQUIPMENT IN GOOD ORDER?
3. ARE MEN WORKING PROPERLY?
4. DO AN ACT OF SAFETY
5. CAN AND WILL MEN CONTINUE TO WORK PROPERLY?

5 Points Safety Scheme

## CFM 15

### STOP

STOP TALK TO MACHINE OPERATOR BEFORE ANY MAINTENANCE WORK IS DONE

Don't Talk to the Machine Operator

## CFM 16



Replace Guards

All Signs in this Catalogue are also available in ANY other Languages!  
Due to regional Language Differences,  
Customers are requested to supply us with the appropriate Translation.

## Factory & Machinery Signs (cont.)

CFM 17



Beware  
Moving Machinery

CFM 18



Do Not Clean or Oil  
Moving Machinery

CFM 19



Crossing of Belts  
in Motion is Prohibited

CFM 20



Crane Overhead

CFM 21



Men Working  
Overhead

CFM 22



Do Not Clean or Oil  
Moving Machinery

CFM 23



Loose Clothing must Not  
be Worn Near Machinery

CFM 24



Loose Clothing must Not  
be Worn Near Machinery

CFM 25




Protective Clothing  
Must be Worn

CFM 26



Waiting Place

CFM 27



Emergency  
Assembly Point

CFM 28



Private  
Property

CFM 29



Unauthorised  
Handling

CFM 30



No Parking Infront  
of This Gate

CFM 31



Private Property  
No Throughfare

CFM 32



Emergency  
Telephone List

CFM 33



Keep Your  
Factory Clean

CFM 34



Warning  
Electromagnetic Fields

CFM 35



Crane Signals

CFM 36



Private Property  
No Throughfare

CFM 32



Warning for  
Pacemaker Bearers

CFM 33



No Machine is  
Fool Proof

CFM 34



10 Fingers  
No Spares in Stock

**ALL SAFETY SIGNS** can be ordered in various **Standard** and **Custom Sizes** as required.  
**ALL SAFETY SIGNS** can be printed **directly** onto the following materials:  
**Paper, Vinyl, Kiss-Cut Vinyl, ABS, Chromadek, etc.,**  
and then cut to any shape and/or size as required.